extreme marquees .com.au
1300 850 832

© extreme marquees 2009

4M x 8M Folding Marquee

Please Note:
All artwork is printed in CMYK colourspace
Please Convert all PMS or RGB artwork to an equivalent CMYK breakup

Please be aware that slight colour variation may occur in the printing process from a monitor output. Place artwork in the designated layer of this document

This template is designed at a 10% scale of the final product. Rasterised artwork supplied at 300dpi to suit this template size is the minimum requirement for a high quality final print

Available Panel Colours

White:	C - 0,	M - 0,	Y - 0,	K - 0
Black:	C - 63,	M - 52,	Y - 51,	K - 100
Red:	C - 25,	M - 100,	Y - 78,	K - 6
Pink:	C - 10,	M - 90,	Y - 10,	K - 9
Green:	C - 74,	M - 35,	Y - 74,	K - 67
Dark Blue:	C - 90 ,	M - 80,	Y - 0,	K - 0
Light Blue:	C - 83,	M - 0,	Y - 12,	K - 23
Yellow:	C - 0,	M - 25,	Y - 100,	K - 0
Maroon:	C - 40,	M - 99,	Y - 89,	K - 60
Orange:	C - 0,	M - 64,	Y - 96,	K - 0

ROOF & VALANCE PANELS

FRONT VIEW

FVP - Front Valance Panel
RVP - Right Valance Panel
FRP - Front Roof Panel
RRP - Right Roof Panel

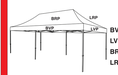

BACK VIEW

BVP - Front Valance Panel
LVP - Right Valance Panel
BRP - Front Roof Panel
LRP - Right Roof Panel

NOTE: The left and right sides of a marquee are taken from the front perspective

LEFT ROOF PANEL

LRP - Left Roof Panel



LVP - Left Valance Panel

FRONT ROOF PANEL

FRP - Front Roof Panel

FVP - Front Valance Panel

RIGHT ROOF PANEL

RRP - Right Roof Panel



RVP - Right Valance Panel

BACK ROOF PANEL

BRP - Back Roof Panel

BVP - Back Valance Panel

Key
Edge of panel
Stitching line
Roof/Valance divider line

LEFT VALANCE PANEL

FRONT VALANCE PANEL

RIGHT VALANCE PANEL

BACK VALANCE PANEL

INSIDE FULL WALLS

FRONT VIEW

ILW - Inside Left Wall
IBLW - Inside Back Left Wall
IBRW - Inside Back Right Wall

BACK VIEW

IFLW - Inside Front Left Wall
IFRW - Inside Front Right Wall
IRW - Inside Back Wall

*Viewing this marquee from the front, this wall is on the right hand side
**Viewing this marquee from the front, this wall is at the front

Key
Edge of panel
Stitching line

LEFT WALL INSIDE PANEL

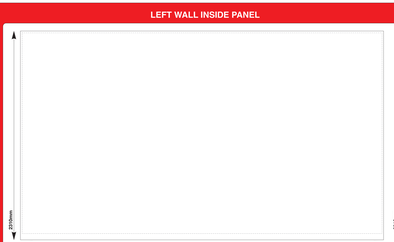

ILW - Inside Left Wall

FRONT WALL INSIDE PANEL



IFLW - Inside Front Left Wall



IFRW - Inside Front Right Wall

RIGHT WALL INSIDE PANEL



IRW - Inside Right Wall

BACK WALL INSIDE LEFT PANEL

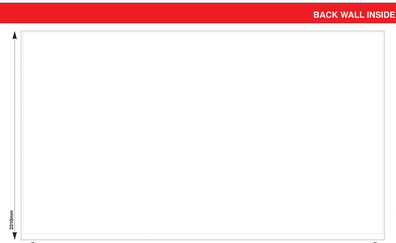

IBLW - Inside Back Left Wall

BACK WALL INSIDE RIGHT PANEL



IBRW - Inside Back Right Wall

NOTE: THESE ARE THE INSIDE & OUTSIDE PANELS OF THE LEFT SIDE WALL SEEN FROM THE FRONT OF THE MARQUEE

NOTE: THESE ARE THE INSIDE & OUTSIDE PANELS OF THE FRONT SIDE WALL SEEN FROM THE FRONT OF THE MARQUEE THE LEFT AND RIGH PANELS JOIN TO MAKE ONE WALL. COMBINED THEY MAKE THE INSIDE/OUTSIDE FRONT WALL

NOTE: THESE ARE THE INSIDE & OUTSIDE PANELS OF THE BACK SIDE WALL SEEN FROM THE FRONT OF THE MARQUEE

NOTE: THESE ARE THE INSIDE & OUTSIDE PANELS OF THE BACK SIDE WALL SEEN FROM THE FRONT OF THE MARQUEE THE LEFT AND RIGH PANELS JOIN TO MAKE ONE WALL. COMBINED THEY MAKE THE INSIDE/OUTSIDE BACK WALL

OUTSIDE FULL WALLS

FRONT VIEW

OLW - Outside Left Wall
OFW - Outside Front Wall

BACK VIEW

OBW - Outside Back Wall
ORW - Outside Right Wall

*Viewing this marquee from the front, this wall is on the right hand side

Key
Edge of panel
Stitching line

LEFT WALL OUTSIDE PANEL



OLW - Outside Left Wall

FRONT WALL OUTSIDE PANEL



OFW - Outside Front Wall

RIGHT WALL OUTSIDE PANEL

ORW - Outside Right Wall

BACK WALL OUTSIDE PANEL



OBW - Outside Back Wall

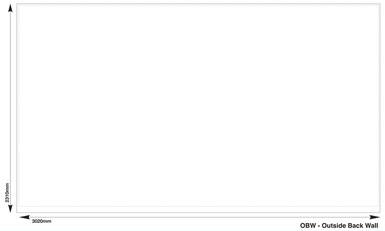

OBW - Outside Back Wall

INSIDE HALF WALLS

FRONT VIEW

ILH - Outside Left Half
IBH - Outside Back Half

BACK VIEW

IFH - Outside Front Half
IRH - Outside Right Half

*Viewing this marquee from the front, this wall is on the right hand side
**Viewing this marquee from the front, this wall is at the front

Key
Edge of panel
Stitching line
Top of the half wall

Inside half wall

NOTE: THESE ARE THE INSIDE & OUTSIDE PANELS OF THE LEFT SIDE WALL SEEN FROM THE FRONT OF THE MARQUEE. THE LEFT AND RIGH PANELS JOIN TO MAKE ONE WALL. COMBINED THEY MAKE THE INSIDE/OUTSIDE HALF WALL

LEFT HALF-WALL INSIDE PANEL



ILH - Inside Left Half

FRONT HALF-WALL INSIDE PANEL

IFH - Intside Front Half

IFH - Intside Front Half

RIGHT HALF-WALL INSIDE PANEL

IRH - Inside Right Half

BACK HALF-WALL INSIDE PANEL

IBH - Intside Back Half

IBH - Intside Back Half

OUTSIDE HALF WALLS

FRONT VIEW

OLH - Outside Left Half
OFH - Outside Back Half

BACK VIEW

OBH - Outside Back Half
ORH - Outside Right Half

*Viewing this marquee from the front, this wall is on the right hand side

Key
Edge of panel
Stitching line
Top of the half wall

Outside half wall

NOTE: THESE ARE THE INSIDE & OUTSIDE PANELS OF THE LEFT SIDE WALL SEEN FROM THE FRONT OF THE MARQUEE. THE LEFT AND RIGH PANELS JOIN TO MAKE ONE WALL. COMBINED THEY MAKE THE INSIDE/OUTSIDE HALF WALL

LEFT HALF-WALL OUTSIDE PANEL

OLH - Outside Left Half

FRONT HALF-WALL OUTSIDE PANEL

OFH - Outside Front Half

OFH - Outside Front Half

RIGHT HALF-WALL OUTSIDE PANEL

ORH - Outside Right Half

BACK HALF-WALL OUTSIDE PANEL

OBH - Outside Back Half

OBH - Outside Back Half